

CONCUBE



WE DESIGN THE FUTURE

FEATURE CATALOGUE

Version 4.0



CORE PRODUCT LINE

I CONCRETE FLOORING/ WALL/CLADDING

II CONCRETE FURNITURE/LIGHTS/BASINS

III CONCRETE KITCHENS

IV RAMMED EARTH

V METAL PATINA

OVERVIEW

CONCRETE ENGINEERING

WHY CONCCUBE FLOORING ?

DEPLOYMENT

LIVE PROJECTS+ PICTURES

EXPOSED CONCRETE TEXTURE

CONCRETE LIGHTINGS

CONCRETE FURNITURE

POTS & ACCESSORIES

CONCRETE PANEL

BASINS

KITCHENS

STUDIO CONCCUBE

CONCRETE ENGINEERING


CONCCUBE is an innovative concrete engineering to give seamless surfaces on floor. Though the same engineering can be used on wall surfaces or even ceiling surfaces . Due to its natural concrete look it gives soothing environment to any place.

DEPLOYMENT

CONCCUBE deployment is a multi layer deployment process. There are mainly 6-7 layers will be applied on – respective surface. Again it depends on the type of surface and the finishes required by the architect.

Each layer will be further sanded by sanding machines and cleaned by mope with water. The process has been designed such a way that each layer gives strength to the product. Sealers will be applied after achieving the desired smoothness of the surface. Different types of sealers can be used.

PROCESSES



P1 Rough The Surface

P2 Base Coat Application & Sanding

P3 Finish Coat Application & Sanding

P4 Finish Coat Application & Sanding

P5 Densification / Sealing

P6 Policing / Buffing




CONCRETE FLOORING

CORE PRODUCT LINE

- I CONCRETE FLOORING / WALL / CLADDING
- II CONCRETE FURNITURE/LIGHTS/BASINS
- III RAMMED EARTH
- IV CONCRETE KITCHENS
- V METAL PATINA







HOMELAB STUDIO BY GANESH HOUSING, AHMEDABAD



HOMELAB STUDIO BY GANESH HOUSING, AHMEDABAD



LOFT GARDENS, AHMEDABAD



CHOCOLATE ROOM, MUMBAI







CORTON STEEL FINISH FLOOR



EXPOSED WALL /
EXPOSED CEILING

CORE PRODUCT LINE

- I CONCRETE FLOORING / WALL / CLADDING
- II CONCRETE FURNITURE/LIGHTS/BASINS
- III RAMMED EARTH
- IV CONCRETE KITCHENS
- V METAL PATINA



FARM HOUSE, MHOW (MP)



FARM HOUSE, MHOW (MP)






FARM HOUSE, MHOW (MP)



FARM HOUSE, MHOW (MP)



CONCUBE



ASSETZ, BANGLORE



MARQ2 BY ASSETZ PROPERTY, BANGLORE

Move where
nature lives
in full colour.





AARONE OFFICE, INDORE



AARONE OFFICE, INDORE

concube group



AARONE OFFICE, INDORE



AARONE OFFICE, INDORE



LODHA MUMBAI, INDORE



LODHA MUMBAI, INDORE



LUXURY FLAT, AHMEDABAD



LUXURY FLAT, AHMEDABAD



LUXURY FLAT, AHMEDABAD







CORPORATE HOUSE,
AHMEDABAD



PATINA FINISH

A CAFE, VODODARA









CONCRETE FURNITURES

CORE PRODUCT LINE

- I CONCRETE FLOORING / WALL / CLADDING
- II **CONCRETE FURNITURE**/LIGHTS/BASINS
- III RAMMED EARTH
- IV CONCRETE KITCHENS
- V METAL PATINA







CONCUBE



AN ARCHITECT'S OFFICE, AHMEDABAD











CONCRETE LIGHTS

CORE PRODUCT LINE

- I CONCRETE FLOORING / WALL / CLADDING
- II CONCRETE FURNITURE/LIGHTS/BASINS
- III RAMMED EARTH
- IV CONCRETE KITCHENS
- V METAL PATINA













CONCRETE BASINS

CORE PRODUCT LINE

- I CONCRETE FLOORING / WALL / CLADDING
- II CONCRETE FURNITURE/LIGHTS/**BASINS**
- III RAMMED EARTH
- IV CONCRETE KITCHENS
- V METAL PATINA





ON
REQUEST

CORE PRODUCT LINE

I CONCRETE FLOORING / WALL / CLADDING

II CONCRETE FURNITURE/LIGHTS/BASINS

III RAMMED EARTH

IV CONCRETE KITCHENS

V METAL PATINA



STUDIO

A-101, SOLITAIRE CORPORATE PARK,
B/S DIVYABHASKAR,
SG HIGHWAY, AHMEDBAD,
INDIA - 380 015
9 8 2 5 5 5 3 3 3 4
IMDELHIWALA@CONCCUBE.COM

THE CONCCUBE HOUSE

CONCCUBE HOUSE,G-16, GLADE ONE, NANI
DEVATI, SANAND-AHEMDABAD.
(Visit: CONTACT @STUDIO)

WORKSHOP

GHUMA, AHMEDABAD.

WWW.CONCCUBE.COM